



2021 Annual Financial Market Update

- January 1, 2022

A Grand Economic Reopening, a Gilded Age for Investors

The reopening of the economy, new vaccines, the pandemic, strong economic growth, rising oil and home prices, and a burst of inflation were among the major events last year.

For investors, 2020's advance spilled over into 2021. The S&P 500 Index rose 26.89%, excluding dividends. With dividends reinvested, the index gained 28.71% (S&P DJ Indices).

Index	Monthly Return* % thru Dec 31, 2021		YTD Return % Dec 31, 2020 – Dec 31, 2021
DJIA ¹	+5.38		+18.73
NASDAQ Composite ²	+0.69		+21.39
S&P 500 Index ³	+4.36		+26.89
The Global Dow ⁴	+5.75		+18.64
Bond Yields	Dec 31 Yield & Dec* Change		Yield - % a/o Dec 31, 2020
3-month T-bill	0.06	+0.01	0.09
2-year Treasury	0.73	+0.21	0.13
10-year Treasury	1.52	+0.09	0.93
30-year Treasury	1.90	+0.12	1.65
Commodities	Dec 31 Price & Dec* Change		Year end 2020
Oil per barrel ⁵	\$75.21	+9.03	\$48.52
Gold per ounce ⁶	\$1,828.60	+52.10	\$1,895.10

Sources: U.S. Treasury, MarketWatch *November 30, 2021—December 31, 2021

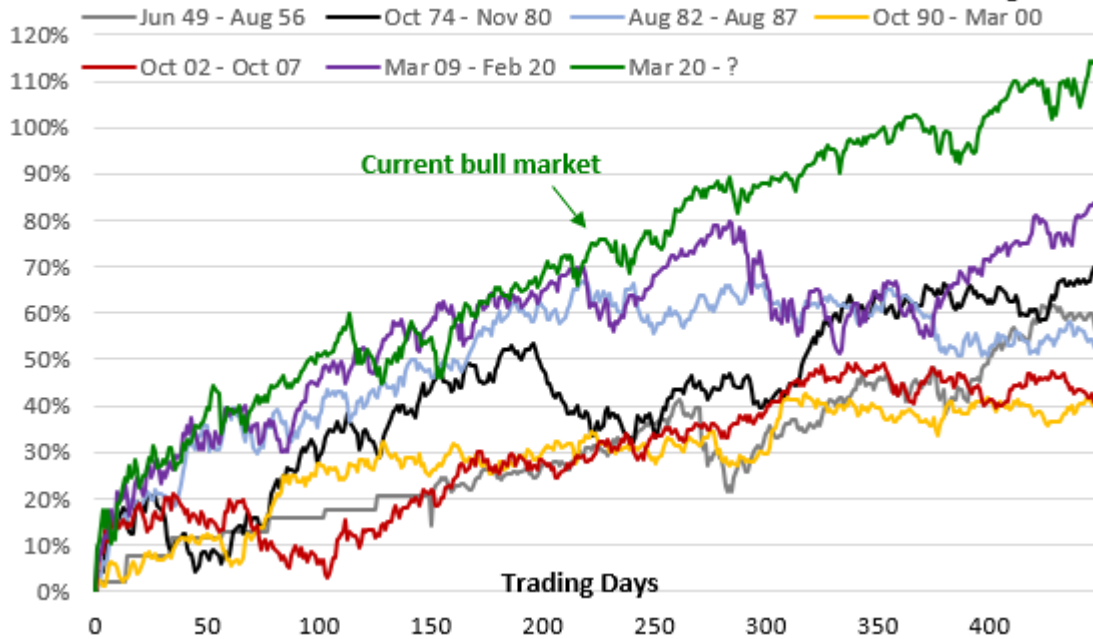
Simply put, economic growth translated into much-better-than expected corporate profits, according to Refinitiv. Low interest rates and low Treasury yields added to the luster of equities.

Fig. 1 reviews the best performing bull markets since WWII, including the current run. As the graphic illustrates, the current bull market, which began late March 2020, is off to a fast start.

Ultra-low interest rates, very easy money from the Federal Reserve, and stellar corporate profits have more than offset inflation fears and economic worries about the ongoing pandemic.

Performance of Longest Bull Markets Since WWII - S&P 500 Index

Fig. 1



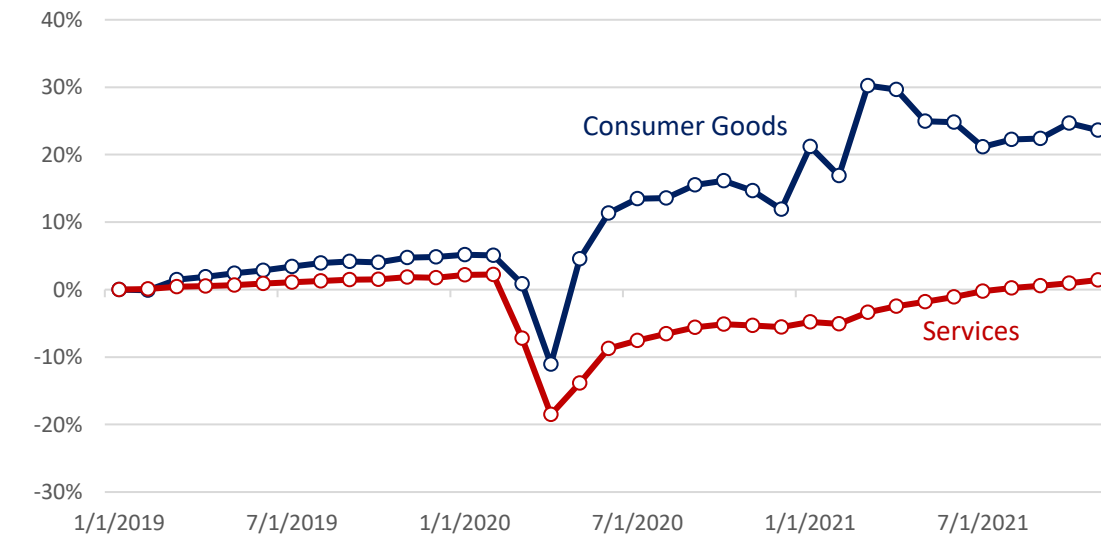
Data Source: Yahoo Finance, St. Louis Federal Reserve, S&P Capital IQ 12/31/2021 (449 trading days)
 Prior to the creation of the modern S&P 500 in 1957, the S&P 90 is used as a proxy.

All indexes are unmanaged and cannot be invested into directly. Past performance is no guarantee of future results.

Overall, the economic expansion has been robust, but it has not benefited all sectors equally, as highlighted in Fig. 2.

Consumer Spending (Adjusted for Inflation) Key Categories

Fig. 2



Data Source: St. Louis Federal Reserve Nov 2021

Stimulus money favored consumer goods. Pent-up demand is aiding services, such as recreation and travel, but it continues to lag. And that leads us to this year's burst of inflation.

We haven't seen this type of inflation since the late 1940s

This is not your father’s inflation. It’s your grandfather’s inflation.

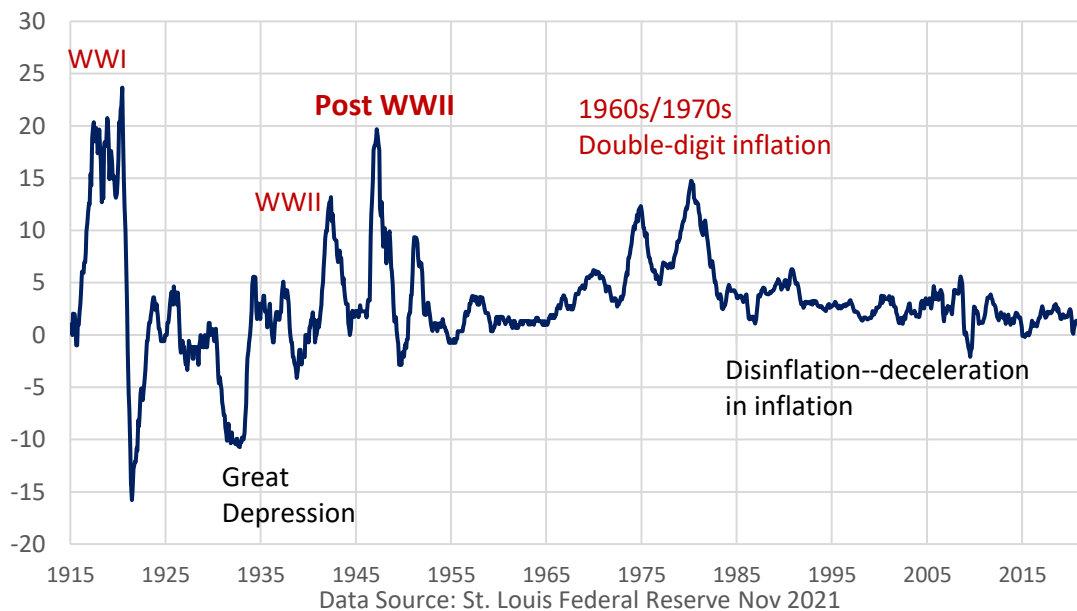
When millions of troops came home after World War II, they demanded everything from appliances to clothing.

Further, a wartime economy that favored production of military equipment over consumer items led to rationing and pent-up demand for consumer goods after the war.

The shift to peacetime production didn’t occur overnight, and prices temporarily spiked.

Today, we have trillions in stimulus, a reopening of the economy, and a shortage of some goods tied to global supply chain woes. In other words, strong demand collides with supply shortages. Mix in a super easy Fed, and inflation hit its fastest pace in 40 years.

Consumer Price Index - % change vs 1-year ago Fig. 3



Peeking ahead at 2022

“It’s tough to make predictions, especially about the future.”
—Baseball manager/philosopher Yogi Berra

Including reinvested dividends, the S&P 500 Index has doubled over the last 3 years, according to S&P DJ Indices. It’s natural to ask if this can continue into 2022. Recognizing the obstacles faced when peering into the future, let’s dust off our crystal ball and touch on some of the key issues as we move into 2022.

China’s fast-growing economy has been fueled by debt, and real estate is no exception. During the fall, cracks appeared. Real estate is a big part of China’s economy. If it crumbles, expect it to ripple through the global economy. However, that’s a big ‘if.’ Odds of a 2022 real estate collapse in China probably aren’t high, but what happens in China bears watching.

Inflation is uppermost on the minds of many folks. Is inflation set to peak early in the year? Peaking isn't the same as price stability. It simply means price hikes aren't accelerating as quickly. Depending on the trajectory of Covid and lockdowns in various countries, most analysts believe supply chain problems will ease sometime next year. But rising wages may become a problem. If so, businesses could raise prices to compensate for higher costs.

If we avoid a wage-price spiral, economic growth moderates, and supply chain woes recede, the rate of inflation will probably slow at a quicker pace. It would also ease pressure on the Fed.

The **Federal Reserve** has taken notice of price increases. It is unwinding its bond buying program at a faster pace and is considering three rate hikes in 2022. Could we see more than three rate hikes? Inflation will play a big role in the Fed's stance.

Despite much higher inflation this year and talk of a more hawkish Fed, the yield on the 10-year Treasury remains incredibly low, finishing last year at 1.52%, per the U.S. Treasury Dept.

Robust economic growth, higher inflation, and a less dovish Fed (and fewer Treasury bond buys by the Fed) should be translating into much higher yields. That hasn't happened – see Fig. 4.

10-Year Treasury Yield

Fig. 4



Either bond investors are expecting inflation and the economy to slow next year, or there have been fundamental changes in the bond market that are holding down yields.

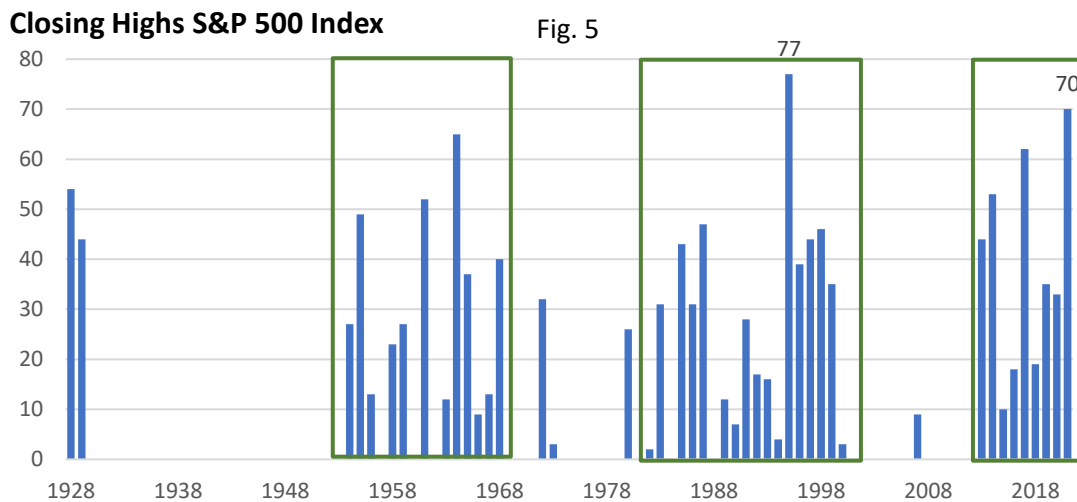
Whatever the cause may be, low yields are supportive of stocks in an expanding economy. However, a jump in yields could create some market volatility.

Finally, **how will the pandemic play out?** Will new variants surface? The Delta variant temporarily slowed growth in the late summer, but market reaction was muted.

As we enter 2022, Omicron is getting attention. U.S. cases are rising, and some folks may hesitate to congregate in public places, which could dampen growth. Yet, we’ve seen limited market reaction so far. A late December survey by the Wall Street Journal reflected concerns of a temporary global slowdown in early 2022. So far, local and state governments have been reluctant to impose significant new restrictions.

New highs and perspective

Fig. 5 illustrates the number of new closing highs for the S&P 500 Index in each respective year. In 2021, we had 70, which is on top of 33 new highs in 2020.



Data Source: LPL Research, St. Louis Federal Reserve, WSJ 12/31/2021

Prior to the creation of the modern S&P 500 in 1957, the S&P 90 is used as a proxy.

All Indexes are unmanaged and cannot be invested into directly. Past performance is no guarantee of future results.

New highs can tempt some investors to back away from equities or wait for a big pullback to put new cash to work. Others are tempted to become aggressive. We may see a pullback, but new highs are typically the hallmark of a bull market, as illustrated by Figure 5.

Yet, we recognize that downturns are a part of investing. Based on your goals, circumstances, and risk tolerance, we craft portfolios to help manage risk, but we can’t eliminate risk.

If one trades the fear of selloffs for a savings account, one won’t participate in the long-term upside that stocks have historically offered. Conversely, take on too much risk and you may experience sleepless nights in a swift downturn.

If life events have forced you to rethink your goals, let’s talk. If not, adherence to one’s financial plan and a long-term focus have historically been the straightest path to reaching one’s financial goals. We may see volatility next year. But predictions are simply educated guesses. If history is our guide, selloffs are followed by rebounds.



If you have any questions or want to discuss any other matters, please feel free to reach out to your advisor.

¹ The Dow Jones Industrials Average is an unmanaged index of 30 major companies which cannot be invested into directly. Past performance does not guarantee future results.

² The NASDAQ Composite is an unmanaged index of companies which cannot be invested into directly. Past performance does not guarantee future results.

³ The S&P 500 Index is an unmanaged index of 500 larger companies which cannot be invested into directly. Past performance does not guarantee future results.

⁴ The Global Dow is an unmanaged index composed of stocks of 150 top companies. It cannot be invested into directly. Past performance does not guarantee future results.

⁵ CME Group front-month contract; Prices can and do vary; past performance does not guarantee future results.

⁶ CME Group continuous contract; Prices can and do vary; past performance does not guarantee future results.

It is important that you do not use this e-mail to request or authorize the purchase or sale of any security or commodity, or to request any other transactions. Any such request, orders or instructions will not be accepted and will not be processed.

All items discussed in this report are for informational purposes only, are not advice of any kind, and are not intended as a solicitation to buy, hold, or sell any securities. Nothing contained herein constitutes tax, legal, insurance, or investment advice. Please consult the appropriate professional regarding your individual circumstance.

Stocks and bonds and commodities are not FDIC insured and can fall in value, and any investment information, securities and commodities mentioned in this report may not be suitable for everyone.

U.S. Treasury bonds and Treasury bills are guaranteed by the U.S. government and, if held to maturity, offer a fixed rate of return and guaranteed principal value. U.S. government bonds are issued and guaranteed as to the timely payment of principal and interest by the federal government. Treasury bills are certificates reflecting short-term (less than one year) obligations of the U.S. government.

Past performance is not a guarantee of future results.

Different investments involve different degrees of risk, and there can be no assurance that the future performance of any investment, security, commodity or investment strategy that is referenced will be profitable or be suitable for your portfolio.

The information has been obtained from sources considered to be reliable, but we do not guarantee that the foregoing material is accurate or complete. The information contained in this report does not purport to be a complete description of the securities, markets, or developments referred to in this material.

The information contained is not a complete summary or statement of all available data necessary for making an investment decision and does not constitute a recommendation.

Before making any investments or making any type of investment decision, please consult with your financial advisor and determine how a security may fit into your investment portfolio, how a decision may affect your financial position and how it may impact your financial goals.

All opinions are subject to change without notice in response to changing market and/or economic



conditions

Copyright © 2022
Everspire
All rights reserved